

Economic Data

Equity Markets

Fixed Income

Canada - Key Indicators	Level	Report Date	At Dec-2013
Real GDP (YoY %)	2.3	Sep 30	2.3
Headline CPI (YoY %)	2.4	Oct 31	1.2
Core CPI (YoY %)	2.3	Oct 31	1.3
Unemployment Rate (%)	6.6	Nov 30	7.2
Net Chg Employment (000s)	-10.7	Nov 30	-44.0
Consumer Confidence	99.0	Oct 31	94.9
Retail Sales (YoY %)	4.5	Sep 30	4.0
Housing Starts (000s, saar)	184	Oct 31	187
STCA New Housing (yoy %)	1.6	Sep 30	1.3
Ivey PMI	49.2	Nov 30	40.2

US - Key Indicators	Level	Report Date	At Dec-2013
Real GDP (YoY %)	2.4	Sep 30	3.1
Headline CPI (YoY %)	1.7	Oct 31	1.5
Core CPI (YoY %)	1.8	Oct 31	1.7
Unemployment Rate (%)	5.8	Nov 30	6.7
Chg NonFarm Payrolls (000s)	321	Nov 30	84
Consumer Confidence	88.7	Nov 30	77.5
Retail Sales (YoY %)	4.1	Oct 31	3.4
Housing Starts (000s, saar)	1009	Oct 31	1034
S&P/Case-Shiller (YoY %)	4.9	Sep 30	13.4
ISM Manufacturing Index	58.7	Nov 30	56.5

Policy Rates	Target	Next Mtg
Bank of Canada	1.00%	Jan 21
U.S. Federal Reserve	0.25%	Dec 17
European Central Bank	0.05%	Jan 22

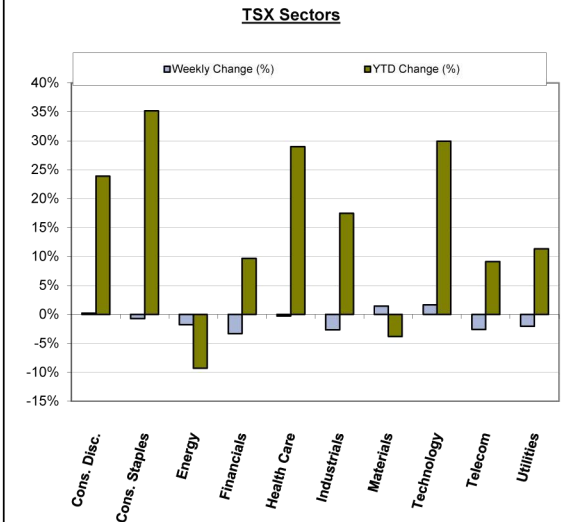
Commodities	Price	Wkly Chg (%)	YTD
Crude Oil WTI (US\$/bbl)	65.84	-0.5%	-33.1%
Natural Gas (US\$/MMBtu)	3.80	-7.0%	-13.6%
Gold (US\$/troy oz)	1192.51	2.2%	-1.1%
Copper (US\$/lb)	2.90	2.0%	-13.4%

Currencies	Rate	Wkly Chg (%)	YTD
CAD / USD	0.8745	-0.2%	-7.1%
USD / CAD	1.1435	0.2%	7.6%
USD / JPY	121.46	2.4%	15.3%
EUR / USD	1.2283	-1.4%	-10.6%
GBP / USD	1.5580	-0.4%	-5.9%
CAD / JPY	106.23	2.2%	7.2%
EUR / CAD	1.4047	-1.2%	-3.8%
GBP / CAD	1.7815	-0.3%	1.3%

Canada	Level	Wkly Chg (%)	YTD	YTD C\$
S&P/TSX Composite	14474	-1.8%	6.3%	6.3%
S&P/TSX 60	846	-2.0%	8.0%	8.0%
S&P/TSX Small Cap	573	-1.7%	-6.2%	-6.2%

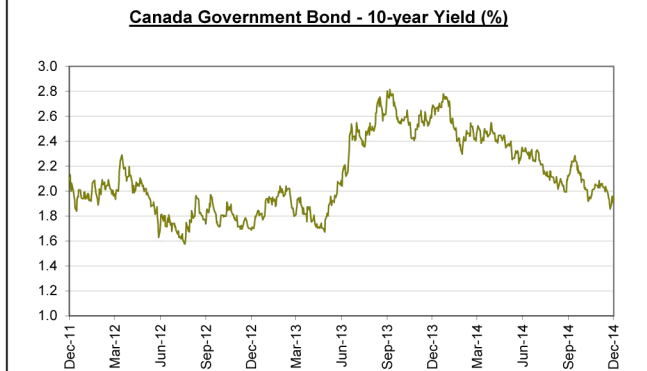
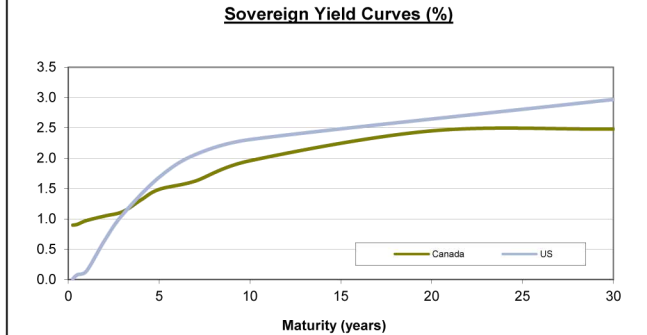
US	Level	Wkly Chg (%)	YTD	YTD C\$
Dow Jones	17959	0.7%	8.3%	16.6%
S&P 500	2075	0.4%	12.3%	20.9%
Nasdaq	4781	-0.2%	14.5%	23.2%
Russell 2000	1182	0.8%	1.6%	9.4%

International	Level	Wkly Chg (%)	YTD	YTD C\$
DAX	10087	1.1%	5.6%	1.6%
FTSE 100	6743	0.3%	-0.1%	1.2%
Nikkei	17920	2.6%	10.0%	2.1%
MSCI EAFE	1832	-0.4%	-4.4%	3.0%
MSCI World	1739	-0.1%	4.7%	12.7%
MSCI EM	986	-1.9%	-1.7%	5.8%



Indices / Rates	Level	Wkly Chg (%)	YTD
FTSE TMX Canada Universe Bond	951	-0.5%	7.6%
FTSE TMX Canada Real Return Bond	528	-1.3%	12.6%
Mer Lynch US High Yield Master II	1053	-1.0%	3.0%
LIBOR 3-month	0.2356%	0.9%	-4.3%

Government Bond Yields	3-mo T-bill	10-yr Bond	30-yr Bond
Canada	0.90	1.958	2.481
US	0.02	2.307	2.967
Spread	0.88	-0.349	-0.486



Source: Bloomberg Finance L.P. Bloomberg and Bloomberg.com are trademarks and service marks of Bloomberg Finance L.P., a Delaware limited partnership, or its subsidiaries. All rights reserved.

The statements contained herein are based on material believed to be reliable. Where such statements are based in whole or in part on information provided by third parties, they are not guaranteed to be accurate or complete. The information does not provide individual financial, legal, tax or investment advice and is for information purposes only. Graphs and charts are used for illustrative purposes only and do not reflect future values or changes. Past performance is not indicative of future returns.

TD Asset Management Inc., The Toronto-Dominion Bank and its affiliates and related entities are not liable for any errors or omissions in the information or for any loss or damage suffered.

The index returns are shown for comparative purposes only. Indexes are unmanaged and their returns do not include any sales charges or fees as such costs would lower performance. It is not possible to invest directly in an index.

TD Asset Management Inc. is a wholly-owned subsidiary of The Toronto-Dominion Bank

© The TD logo and other trade-marks are the property of The Toronto-Dominion Bank.

